

Student Name: _____

Teacher Name: _____

HASD Kindergarten

Flexible Instruction Day (FID) #1

Directions: Because Kindergarten students are always working on foundational skills, this packet provides choices for all five possible *Flexible Instruction Days*. There are FIVE signature pages. Please turn in the *signature page only* to the teacher IF a FID day is used and KEEP the rest of the packet.

Please sign and return this FID signature page to count as your student's attendance on a FID day.

Parent/Guardian Signature

Date

Student Name: _____

Teacher Name: _____

HASD Kindergarten

Flexible Instruction Day (FID) #2

Directions: Because Kindergarten students are always working on foundational skills, this packet provides choices for all five possible *Flexible Instruction Days*. There are FIVE signature pages. Please turn in the *signature page only* to the teacher IF a FID day is used and KEEP the rest of the packet.

Please sign and return this FID signature page to count as your student's attendance on a FID day.

Parent/Guardian Signature

Date

Student Name: _____

Teacher Name: _____

HASD Kindergarten

Flexible Instruction Day (FID) #3

Directions: Because Kindergarten students are always working on foundational skills, this packet provides choices for all five possible *Flexible Instruction Days*. There are FIVE signature pages. Please turn in the *signature page only* to the teacher IF a FID day is used and KEEP the rest of the packet.

Please sign and return this FID signature page to count as your student's attendance on a FID day.

Parent/Guardian Signature

Date

Student Name: _____

Teacher Name: _____

HASD Kindergarten

Flexible Instruction Day (FID) #4

Directions: Because Kindergarten students are always working on foundational skills, this packet provides choices for all five possible *Flexible Instruction Days*. There are FIVE signature pages. Please turn in the *signature page only* to the teacher IF a FID day is used and KEEP the rest of the packet.

Please sign and return this FID signature page to count as your student's attendance on a FID day.

Parent/Guardian Signature

Date

Student Name: _____

Teacher Name: _____

HASD Kindergarten

Flexible Instruction Day (FID) #5

Directions: Because Kindergarten students are always working on foundational skills, this packet provides choices for all five possible *Flexible Instruction Days*. There are FIVE signature pages. Please turn in the *signature page only* to the teacher IF a FID day is used and KEEP the rest of the packet.

Please sign and return this FID signature page to count as your student's attendance on a FID day.

Parent/Guardian Signature

Date





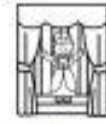



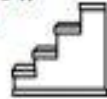




















ELA

- Select two activities from the **Sight Word Mat**.
 - Please see the attached Resource List for the High Frequency Word and Letter order..
- Select two activities from the **Reading Mat**.
- Read a book to a family member, pet, or stuffed animal.






























MATH

- Select two activities from the **Math Mat**.
- Practice counting to 100 by ones and tens
- Practice writing your numbers.
 - 1st and 2nd Nine Weeks: 0-10
 - 3rd Nine Weeks: 0-15
 - 4th Nine Weeks: 0-20

Reading Mat: Pick a Challenge to Read

<p>Let's read! On a sunny day, take your book outside to read. Choose a comfy and safe place to read.</p> 	<p>Let's read! Pick a family member or friend to video call. Read your favorite book to them on the call.</p> 	<p>Let's read! Build a fort using chairs and blankets. Take a flashlight into the fort to read your favorite book.</p> 	<p>Let's read! Put on your scary face and read your favorite book in a monster voice.</p> 	<p>Let's read! Read a favorite book. Retell the book by acting it out for family or friends.</p> 	<p>Let's read! Put on your best whisper voice and read your favorite book so, so, so quietly.</p> 	<p>Let's read! Turn off the radio and turn on reading. Read a book in the car for your family to listen to.</p> 	<p>Let's read! Curl up in bed with your favorite doll, stuffed animal, or figurine. Read the book as they listen in.</p> 
<p>Let's read! Grab a book to read. Find a spot on the steps to read. Go down a step and read the book again. Let's do it again!</p> 	<p>Let's read! Put on your pirate hat (or just pretend to) and read your favorite book in a pirate voice.</p> 	<p>Let's read. Read your favorite book. After you read, write down a list of words you know.</p> 	<p>Let's Read!</p> 		<p>Let's read! Grab your favorite book and read under the table. Add a blanket over the table to create a cave.</p> 	<p>Let's read! Find a book you would like to read. Read the book to a sibling, parent, or helper.</p> 	<p>Let's read! On a sunny day, pick your favorite book. Find a spot near or under a window to read the book.</p> 
<p>Let's read! Pretend you are a nocturnal bat. Read your favorite book in the dark using a flashlight.</p> 	<p>Let's read! Are you ready to be a movie star? Record yourself reading and send it to your teacher.</p> 	<p>Let's read! Choose your favorite book. Find a cozy spot to read the book to your pet. You can use a stuffed animal instead.</p> 			<p>Let's read! With an adult helper, grab a blanket and a book. Go outside to read a book under the stars.</p> 	<p>Let's read! Go to the pantry or cabinet. Practice reading the boxes and packages. Look for words you know.</p> 	<p>Let's read! Put on your cowboy hat (or just pretend to) and read your favorite book in a cowboy voice.</p> 
<p>Let's read! Bring your favorite book with you to breakfast. Read it aloud to your family.</p> 	<p>Let's read! Grab a pillow and put on your pajamas. Read your favorite book cozied up in an (empty) bathtub.</p> 	<p>Let's read! Dress up like the character in the story. This will make the character come to life.</p> 	<p>Let's read! Assist a parent or helper cooking. You will help read the recipe or directions.</p> 	<p>Let's read! Say this with me, /b/, /oo/, /k/. That was using a robot voice. Now choose a book and read it in your robot voice.</p> 	<p>Let's read! Read a book about an animal. Illustrate or write facts about the animal to teach others.</p> 	<p>Let's read! Find a plant or flower in your house or outside. Read your book to the plant.</p> 	<p>Let's read! Pick a book to read. You can practice safely walking and reading at the same time.</p> 

Sight Words Mat: Pick a Challenge to Learn

<p>Let's learn! Practice writing your sight words outside using sidewalk chalk.</p> 	<p>Let's learn! Write your sight words on pieces of paper. Attach the sight words under the table. Lay on your back to read the words.</p> 	<p>Let's learn! Using a device of choice, type each of your sight words 2-3 times per word.</p> 	<p>Let's learn! Write your sight words on paper pieces. Read the word on the piece of paper, crunch it up, and shoot it into a bowl or basket.</p> 	<p>Let's learn! Write your sight words using blue for the consonants and red for the vowels.</p> 	<p>Let's learn! Write your sight words using rainbow colors. Use a different color for each letter in the word.</p> 	<p>Let's learn! Look at your sight word for 3 seconds. Close your eyes and then spell the sight word aloud by memory.</p> 	<p>Let's learn! Build and spell each of your sight words using objects in your house (e.g., blocks or toys).</p> 
<p>Let's learn! Choose a sight word from your list. Hunt for the sight word in books, magazines, and newspapers or on t.v.</p> 	<p>Let's learn! Write your sight words on paper. An adult will attach them to the wall. Turn off the lights, shine each word with a flashlight and shout the words.</p> 	<p>Let's learn! Write letters on bottlecaps. Use the bottlecaps to build each of your sight words.</p> 	<p>Let's Learn!</p> 		<p>Let's learn! Make a cheer for each of your sight words. (For example: l-i-k-e, like, like, like).</p> 	<p>Let's learn! Use a magazine, newspaper, or brochure to cut out the letters needed to build each of your sight words.</p> 	<p>Let's learn! Write your sight words on paper. Place a word on each step. Read each word aloud as you go up each step.</p> 
<p>Let's learn! Use each of your sight words in a sentence. Underline the sight word in the sentence.</p> 	<p>Let's learn! Make a song up for each of your sight words using a favorite tune you already know.</p> 	<p>Let's learn! Write your sight words into a hopscotch game. Shout the sight words as you jump onto each square.</p> 			<p>Let's learn! Skywrite your sight words. Skywrite your words with big motions. Skywrite your words with tiny motions.</p> 	<p>Let's learn! Spell and shout each of your sight words aloud as you do jumping-jacks.</p> 	<p>Let's learn! Light up your sight words with a highlighter. Write your sight words and then use a highlighter to trace the words.</p> 
<p>Let's learn! Spiral write each of your sight words. Use a new color for each time you write the sight word.</p> 	<p>Let's learn! Magic write your sight words. Write your words with a white crayon. Color over the words with marker.</p> 	<p>Let's learn! Write and spell each of your sight words in shaving cream. Place the shaving cream on a plate or pan for less mess.</p> 	<p>Let's learn! Write your sight word list in alphabetical order.</p> 	<p>Let's learn! Write your sight words on paper. An adult will place the words around the house. Go for a sight word hunt and read each word you find.</p> 	<p>Let's learn! Write your sight words on paper. Place the sight words on the ground. Swat each word and read it aloud.</p> 	<p>Let's learn! Build each of your sight words using dough. Create dough "snakes" to build each of the words.</p> 	<p>Let's learn! Play tic-tac-toe with a helper. Each player will choose one word they'll use for their "X" or "O." Repeat with new words.</p> 

Math Mat: Pick a Challenge Part 2 Read

Let's learn!
Have a helper place a set of objects in a jar or bowl. Estimate how many items you think. Spill the container and count.



Let's learn!
Have a helper give you clues on a number they are thinking. The number is more than $__$, the number is less than $__$.



Let's learn!
Make a number line with objects. Find a set of 1 item, find a set of 2 items, etc. all the way through 20.



Let's learn!
Gather a set of 20 items. Practice skip counting the items by 2s, 5s, and 10s.



Let's learn!
Go on a flat shape hunt. Tally the number of shapes you find in a tally graph.



Let's learn!
Help with the laundry to make matches. Remember that a match is two of something that is the same.



Let's learn!
A helper will give you a number. You will state the number that comes before and after in a flash.



Let's learn!
Go on a counting hunt. Can you count 100 items in your house?



Let's learn!
Go for a shape scavenger hunt around your house. Can you find a circle? Can you find a sphere? Record the shape you find.



Use a jar or bowl to make a set of 10 or 20. Use this set of objects to solve addition problems within 10 or 20.



Let's learn!
Survey your family if they like cats or dogs more. Graph your results.



Let's Learn!



Let's learn!
Sort your dry cereal by color. How many categories can you sort? Can you sort a different way?



Let's learn!
Grab 10 crackers or chips. After you eat each one write a matching subtraction sentence.



Let's learn!
Grab a deck of cards and a partner to play with. Each partner will turn over a card to see which card is more.



Let's learn!
Gather 3D objects like a can, ball, block, and a cone. Practice seeing which objects can stack, roll, and slide.



Let's learn!
Collect 10 rocks or 10 flowers. Practice finding all the combos to 10. For example, 5 and 5 or 8 and 2.



Let's learn!
Go on a window hunt for your house. How many windows can you spot? Can you count?



Let's learn!
Practice counting to 100 with a helper. You say a number and then they say a number back and forth.



Let's learn!
Practice measuring length in shoes. How many shoes long is the table, couch, etc.



Let's learn!
Practice counting coins and money. Can you show \$0.25 in multiple ways? What about \$1.00?



Let's learn!
Have a 'half' day. Have a helper assist you splitting your food in halves. Practice folding paper in half.



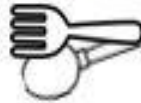
Let's learn!
Make a collection of 100 items. Practice counting and writing your numbers to 100.



Let's learn!
Make a list of items in your house that are taller than you.



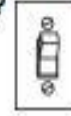
Let's learn!
Use spoons and forks to practice making AB, AAB, and ABB patterns.



Let's learn!
Find objects that you can sort by shortest to tallest. Then, sort tallest to shortest.



Let's learn!
Count all of the light switches in your house. Which room has the most? Which room has the least?



Let's learn!
Go on a walk with a helper. Count the number of steps. Each time you go 10 steps, stop and do a jumping-jack.



Let's learn!
Create a writing surface with shaving cream, salt tray, pudding, etc. Practice writing your numbers.



SCIENCE

Fall:

- Talk about the differences between Summer and Fall weather. Use your senses to describe what you see, hear, smell, feel, and taste!
- Draw a picture of the weather today. Write down the temperature for the day.

Winter:

- Talk about the different winter weather types: snow, blizzard, freezing rain, and sleet.
- Draw a picture of yourself dressed for the Winter weather.
- Write down the temperature for the day.
- Talk about the different kinds of animals that live in the Arctic Areas such as Polar Bears, Penguins, and the Snowshoe Hare.

Spring:

- Talk about different Spring Weather types: warm, rainy, cool, windy, sunny
- Draw a picture of yourself dressed for your favorite type of Spring day! Include an environment showing the signs of Spring.
- Go on a family walk and identify five different signs of Spring.

SOCIAL STUDIES

Fall:

- Fire Safety Month occurs every October. Create a Fire Safety Evacuation Plan for your home and family. Practice your plan!

Winter:

- What is a tradition? Discuss the traditions you do as a family during the holidays.
- What are you thankful for? Draw a picture and write a sentence about it!

Spring:

- Each year, Earth Day is celebrated in April. Let's practice how to Reduce, Reuse, and Recycle!
 - **Reduce:** Turn off lights and water when not in use
 - **Reuse:** Find an old, unused object and repurpose it
 - **Recycle:** Find three recyclable objects in your home and take them to be recycled

RESOURCE LIST

Fundations Letter Order: t, b, f, n, m, i, u, c, o, a, g, d, s, e, r, p, j, l, h, k, v, w, y, x, z, qu

Kindergarten High Frequency Words

1st and 2nd Nine Weeks:

I
can
an
am
the
we
see
a
like
to
and
go
you
do
my
are
he
with

3rd Nine Weeks:







is
little
she
was
for
have
of
they
said
want
here
me
this
what
help
too

4th Nine Weeks:

has
play
look
where
good
who
come
does
one
two
three
red
orange
yellow
green
blue
purple
pink
black
brown
white

KINDERGARTEN SPECIALS

DIRECTIONS: If we are on a *Flexible Instruction Day*, select the activity below that matches your scheduled day. **Example:** if today is DAY 2 and you have music on DAY 2, complete the music FID. **You DO NOT have to complete all of these, just the one for today.** Be prepared to turn in any work to your teacher and/or discuss what you did.

 <p>TECH</p>	 <p>Test your typing skills using Typetastic! Choose any UNIT 1 activity.</p>
<p>MUSIC</p> 	<p>First choose ONE school-appropriate pieces of music and listen to it. It can be anything - pop, country, rap, classical, instrumental from any time period or any country. Using your device, or a blank piece of paper, complete a Listening Journal for the song by writing down the following:</p> <ol style="list-style-type: none"> 1. TITLE of the song. 2. PERFORMER or the COMPOSER (the person who wrote the song). 3. YEAR and COUNTRY it was written. 4. THREE WORDS that describe the piece of music. Examples are fast, slow, fun, boring, relaxing, funny, etc. 5. DRAW A PICTURE about how the music makes you feel. <p>Complete one listening examples for each FIDS day missed that is a “Music Day.” Have fun discovering and analyzing new music!</p>
<p>ART</p> 	<p>PICK ONE: Draw a picture, cut it apart, and then put it back together in an interesting way, OR design, create, and fly paper airplanes outside.</p>
<p>LIBRARY</p> 	<p>Pick a book and read it with an adult, pet, sibling, or stuffed animal (10 min) THEN, draw a picture of a favorite character from it.</p>
<p>PE</p> 	<p>Do as least two activities from the list below.</p> <ol style="list-style-type: none"> 1. Walk or run outside in their yard (play.) 2. Go for a bike ride and make sure you are practicing good bike safety. 3. Participate in active chores such as walking the dog, cleaning the yard, running the vacuum, cleaning your room and washing dishes. 4. Get off the couch while watching your favorite show. During commercials hold a plank as long as you can, stretch, standing squats, lunges, arm circles, sit-ups, push-ups. Pick a show during the day and perform a different activity during the commercials. 5. Go Noodle is a great resource for keeping kids active while inside. Many students participate in these activities regularly in class and know exactly what to do. Have an adult log on to GoNoodle.com and create an account.